





Create an Online Registration Form

Last Modified on 12/10/2024 12:31 pm EST

Whether you have a childcare center with a single program or a larger multiple-program center with different locations, Jackrabbit Care makes the process of registering families quick and easy.

With an Online Registration form, you can:

-  Collect basic information and documents ahead of approving the registration for enrollment.
-  Add files, policies, or other information for caregivers to include or require signatures for.
-  Request accessibility needs information for children prior to registration.
-  Set up different enrollment periods for new families and returning and existing families.

Follow these 4 steps to prepare and set up an Online Registration form for your programs.

[Expand/Collapse All](#)

- [Step 1 - Create Policies](#)
- [Step 2 - Create Document File Types](#)
- [Step 3 - Add Program Descriptions](#)
- [Step 4 - Set Up an Online Registration Form](#)
- [Modify an Existing Online Registration Form](#)
- [Sample Online Registration Form](#)
- [Parent's Online Registration Video](#)



[Review & Process Online Registration Forms](#) as the next steps for Online Registration!
