






Financial Analytics

Last Modified on 11/18/2024 3:34 pm EST

When you want to get insights about your site performance, Jackrabbit Care **Analytics** provides Owners and Administrators with easy financial visuals and graphs. Go to **Reports** (left menu) > **Analytics** card, and click the **Finances** link to do the following:

-  Visualize revenue changes over time.
 -  Compare billed fee totals such as tuition to one-time or recurring.
 -  See what payment methods and discount types are most popular.
 -  Total the overall balance due across your sites and see breakdowns per family.
 -  List all transactions and compare charges versus payments.
-

[Interactive Icons Legend](#)

[Analytics](#)
